

FNDP 25/2 - FNDP 45/2 - FNDP 70/2

Burners for heavy-oil two stages.

Available in two versions:


- FNP for fluid heavy oil up to 3,5°E at 50°C
- FNDP for dense heavy oil up to 20°E at 50°C

They are composed by: fan at high pressurisation, combustion head with adjustment at high efficiency and high flame stability and hydraulic system of regulation combustive air on the two stages of flame.

Compact overall dimensions and disposition rationalized of the components with accessibility facilitated for the operations of setting and maintenance.

Complete of nozzle, flexible pipes and line filter (for the models FNDP the line filter is electrically heated and equipped with a thermostat).

Complete of flange and gasket for installation on generator.



По вопросам продаж обращайтесь:

ЕКАТЕРИНБУРГ: +7 (343) 374-94-93

ЧЕЛЯБИНСК: +7 (351) 751-28-06

НИЖНИЙ ТАГИЛ: +7 (922) 171-31-23

ТЮМЕНЬ: +7 (3452) 60-84-52

КУРГАН: +7 (3522) 66-29-82

МАГНИТОГОРСК: +7 (922) 016-23-60

УФА: +7 (927) 236-00-24

ПЕРМЬ: +7 (342) 204-62-75

СУРГУТ: +7 (932) 402-58-83

НИЖНЕВАРТОВСК: +7 (3466) 21-98-83

TECHNICAL DATA FNDP 25/2 - FNDP 45/2 - FNDP 70/2

MODEL		FNDP 25/2	FNDP 45/2	FNDP 70/2
Flow min. - max. *	[kg/h]	12-25	20-45	35-70
Thermal power min. - max. *	[Mcal/h]	118-245	196-441	343-686
Thermal power min. - max. *	[kW]	137-284	227-512	398-796
Fuel: HEAVY-OIL MAX 20°E at 50°C				
Intermittent working operation (min. 1 stop every 24 hours) two stages				
Environmental conditions operation / storage:	-15...+40°C / -20...+70°C, rel. humidity max. 80%			
Max. temperature combustion air	[°C]	60		
Fan motor	[kW]	0.73	1.1	1.5
Resistances	[kW]	3	4	7.4
Power supply:	3~400V, 1N~230V - 50Hz			
Electric protection degree:	IP 44			
Noisiness ** min-max	[dBA]	/	/	77-78
Burner weight	[kg]	35	36	41

* Reference conditions: Environment temperature 20°C - Barometric pressure 1013 mbars - Altitude 0 metre (sea level).

** Measured sonorous pressure in the combustion lab, with functional burner on beta boiler in a distance of 1 m (UNI EN ISO 3746).

OPERATING RANGE DIAGRAM

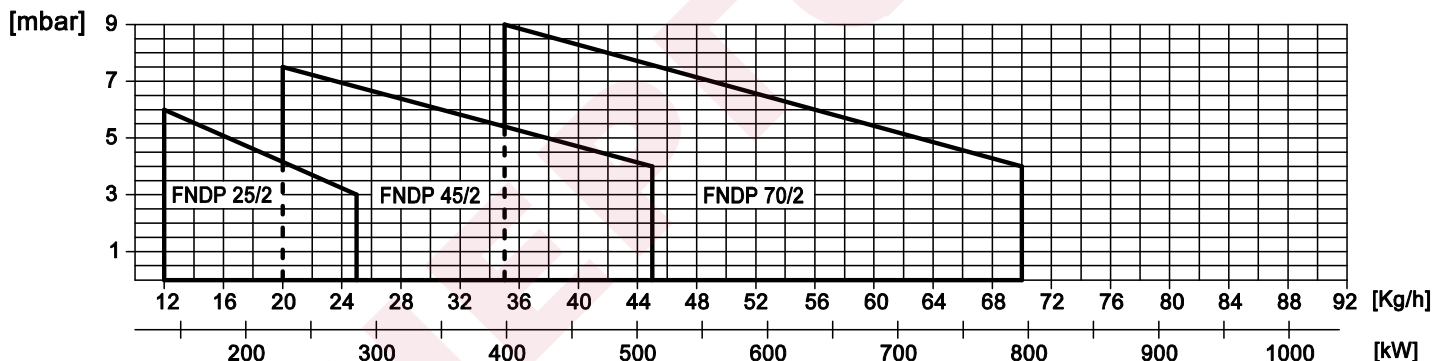
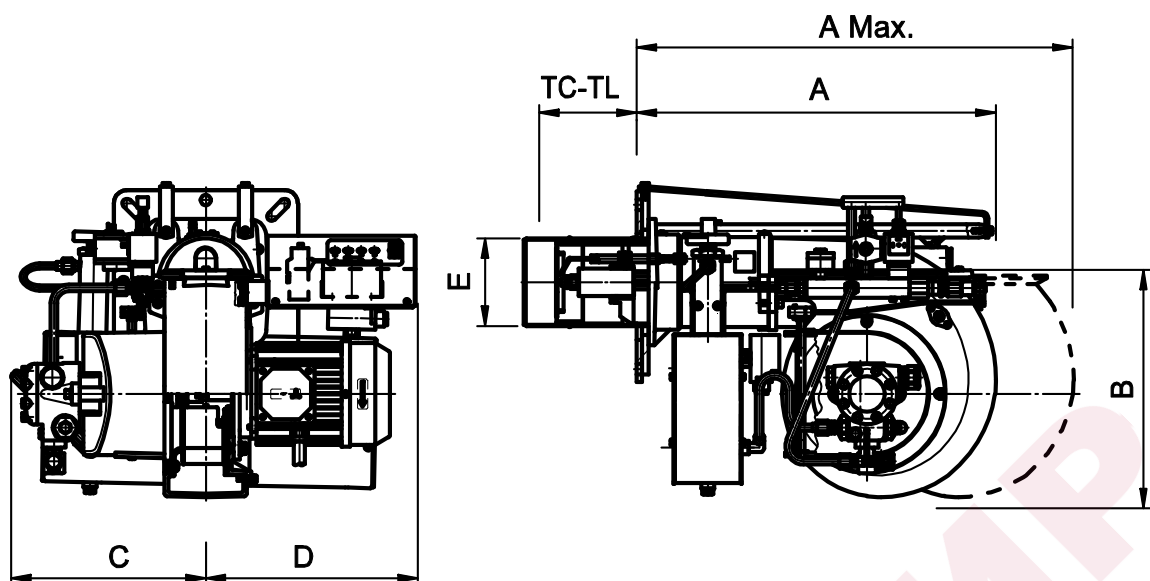


Fig. 1 X = Thermal power Y = Pression in the combustion chamber

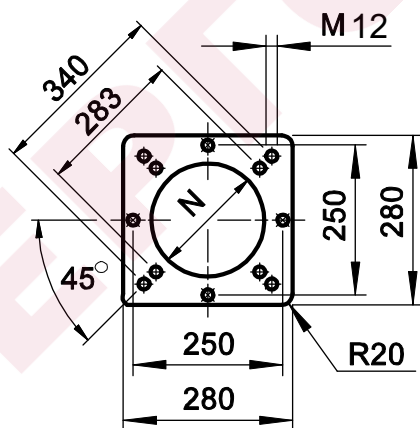
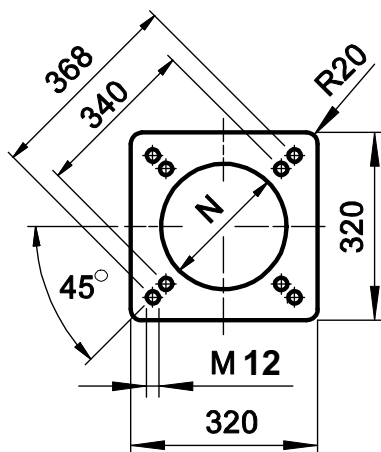
The firing rates has been obtained based on test boilers in accordance with EN267 standards and are indicative of matching the burner to the boiler. For the correct operation of the burner, combustion chamber dimensions must be in accordance with current regulation. In case of non-compliance, contact the manufacturer.

**FBR****DIMENSIONS [MM]****HEAVY-OIL BURNERS TWO STAGES**

SK072005_B_en

**Fig. 2** Dimensions FNDP 25/2 - FNDP 45/2 - FNDP 70/2

MODEL	A	A max.	B	C	D	E	TC	TL	M	N
FNDP 25/2	540	950	325	295	319	135	170	350	M12	145
FNDP 45/2	540	950	325	295	319	150	170	350	M12	160
FNDP 70/2	660	1100	325	295	326	165	250	350	M12	180

BOILER PLATE**Fig. 3** FNDP 25/2 - FNDP 45/2**Fig. 4** FNDP 70/2

**FBR****PRODUCT SPECIFICATION****HEAVY-OIL BURNERS TWO STAGES**

SK072005_B_en

SHORT DESCRIPTION

Light-oil burners two stages available in two versions: FNP for fluid heavy oil up to 3,5°E at 50°C or FNDP for dense heavy oil up to 20°E at 50°C.

DETAILED SPECIFICATION

Light-oil burner two stages available in two versions: FNP for fluid heavy oil up to 3,5°E at 50°C or FNDP for dense heavy oil up to 20°E at 50°C composed by:

- Fan at high pressurisation;
- Combustion head with adjustment at high performance and elevated flame stability;
- Flange and insulating gasket for fixing at boiler;
- Three-phase with neutral power supply;
- Photoresistance for flame detection;
- IP 44 electric protection level;
- Supports and tierods for burner extraction FNDP 70/2;
- Easy extraction of combustion head without get off the burners by boiler.

CONFORMING TO:

- CE rules;
- 2014/30/UE Directive E.M.C.;
- 2014/35/UE Directive L.V.;
- 2006/42/CE - 2006/42/EG - 2006/42/EC Directive MAC;
- 2014/68/EU (art.4, par.3) Directive P.E.D.;
- Reference rules: EN267 (liquid fuel) - EN746-2 (industrial thermoprocessing equipment).

STANDARD EQUIPMENT

- Flexible hoses for connection;
- Line filter (for the models FNDP the line filter is electrically heated and equipped with a thermostat);
- Isomart gasket;
- Nozzle;
- Flange with insulating gasket;
- Burner nameplate;
- Warranty;
- Instruction handbook for installation, use and maintenance.

OPTIONAL

- Noise protection.